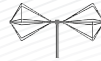


Biconical Antenna

OBC-022-10W-1




Biconical antenna is a vertically polarized omnidirectional antenna. Its frequency range is 20MHz to 200 MHz. its pattern stability is better. Biconical antenna model OBC-022-10W-1 is used for transmission and immunity test to meet various EMC standards. Its broadband characteristics make it an ideal choice for a wide range of EMI testing applications, including demonstrating compliance with FCC, CE, MIL-STD, RTCA DO-160 and other requirements.

OBC-022-10W-1 biconical EMC broadband antenna has durable aluminum alloy, and we powder coated them to improve corrosion resistance.

The OBC-022-10W-1 model is used for radiation and immunity testing to meet various EMC standards. Its frequency range is 20 MHz to 200 MHz. The broadband characteristic of biconical antenna makes it an ideal choice for scanning measurement and automatic measurement systems. Biconical antennas can be used for many applications, in which half-wave dipoles have been used traditionally. An enormous reduction of measurement time can be achieved, because the time consuming tuning of the antenna elements to the half wavelength is not needed, an important condition for swept broadband measurements. In typical dipole applications several discrete frequencies are measured, in contrast the biconical antenna allows continuous sweeps, where site anomalies are discovered much easier.

Notwithstanding the above applications, the OBC-022-10W-1 can also be used for test site comparisons, shielding effectiveness tests of large enclosures, field monitoring, site surveys and other general purposes.



Features

Low return loss
Linear gain with frequency
EMC and EMI testing
Radio link testing

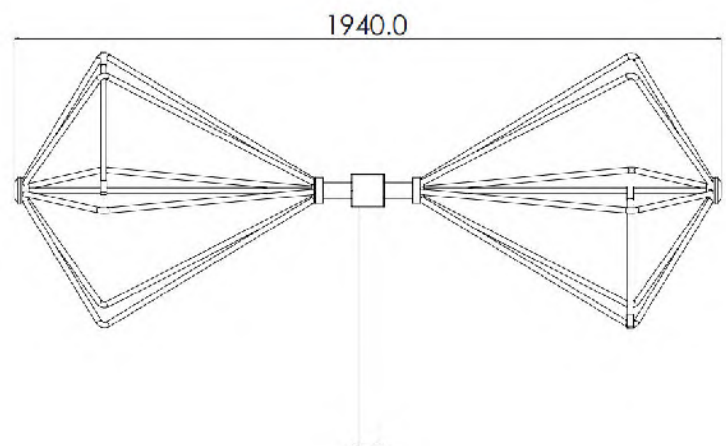
Applications

Broadband RX-Antenna for Emission Testing
TX-Antenna for Immunity testing
especially at low frequencies

Electrical Specifications

Frequency Range	(20-200) MHz
Nominal Impedance	50Ω
Polarization	Linear
Connector	N type female
power Handling	10 W
VSWR	2.0:1
Impedance	50 Ohms
Pattern Type	Omnidirectional
Length(mm)	1940
Balun Type Transform. Ratio	1:1

Product Dimensions



Free-Space Calibration, 50 ohm test system, far-field > 10m

