

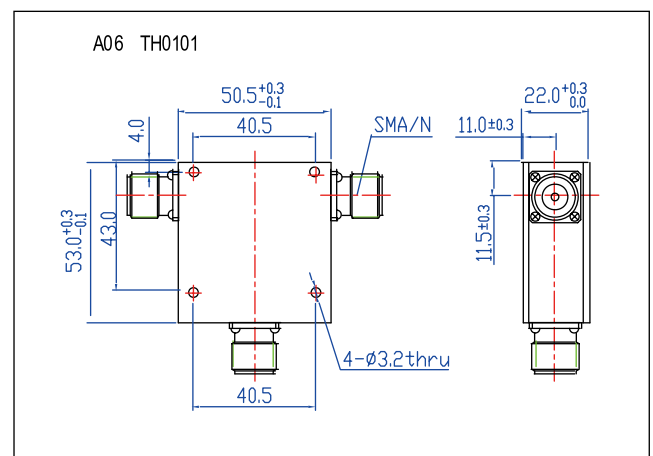
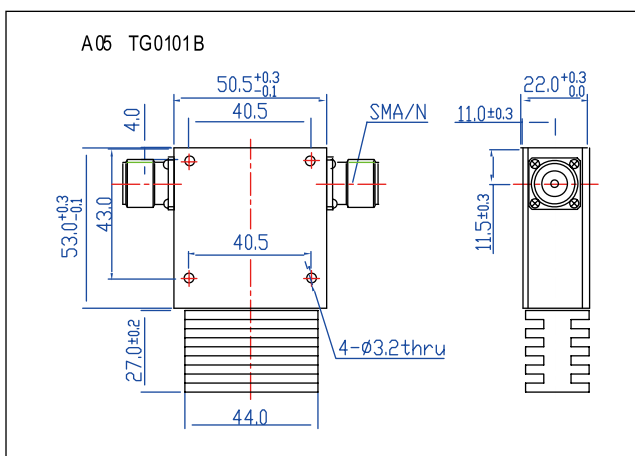
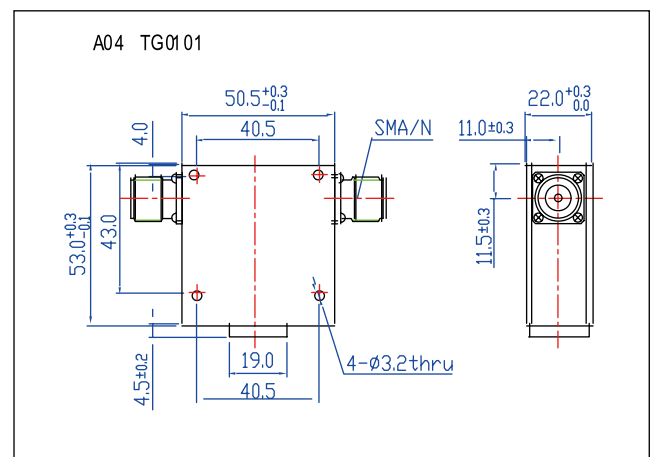
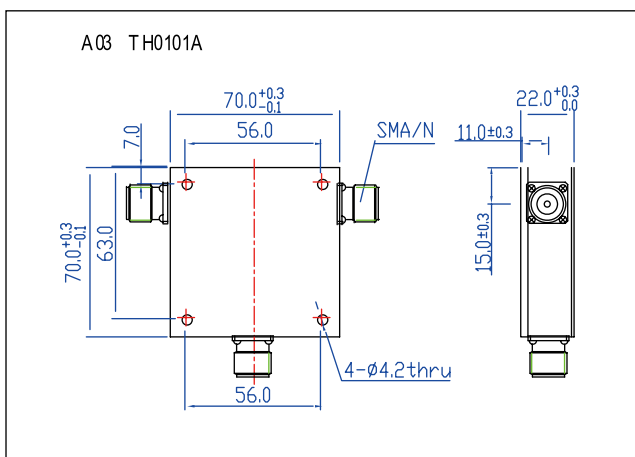
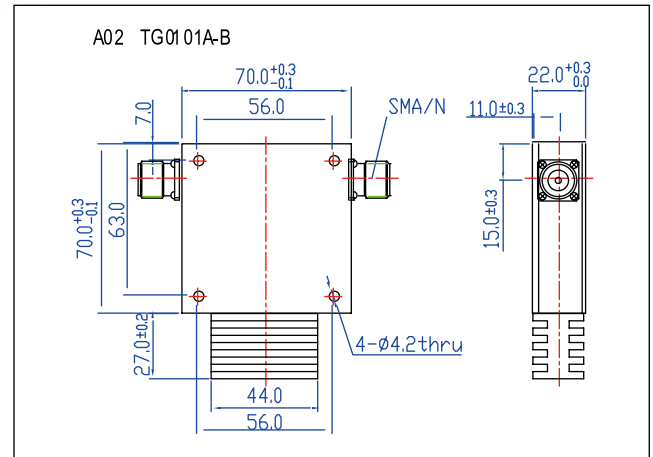
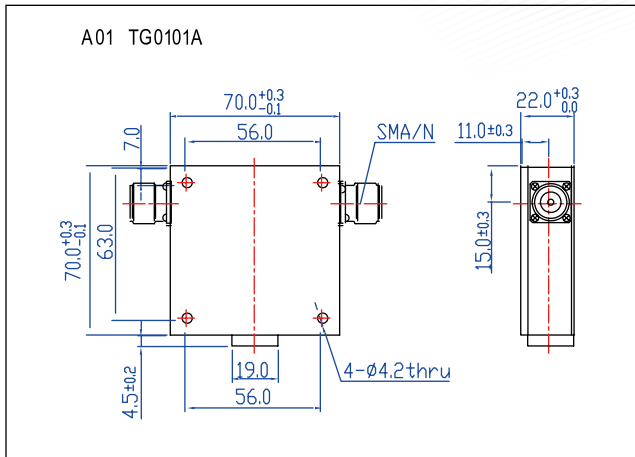


# Coaxial Series

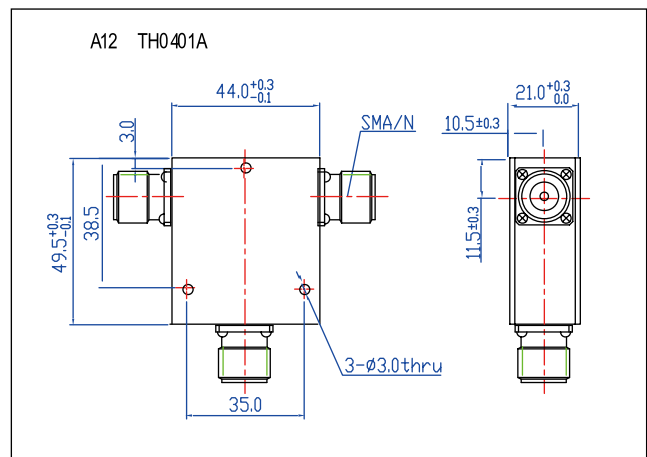
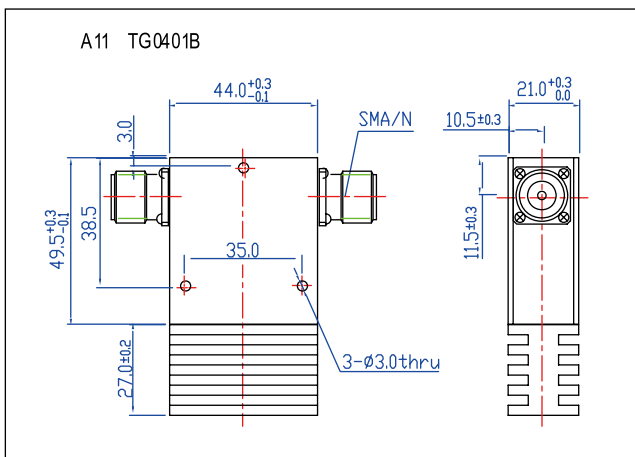
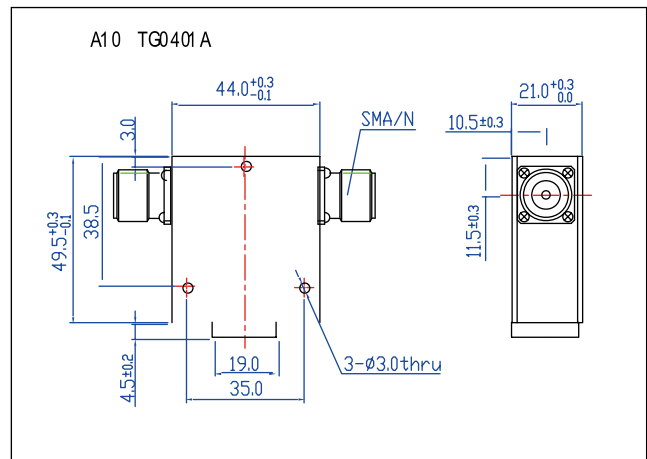
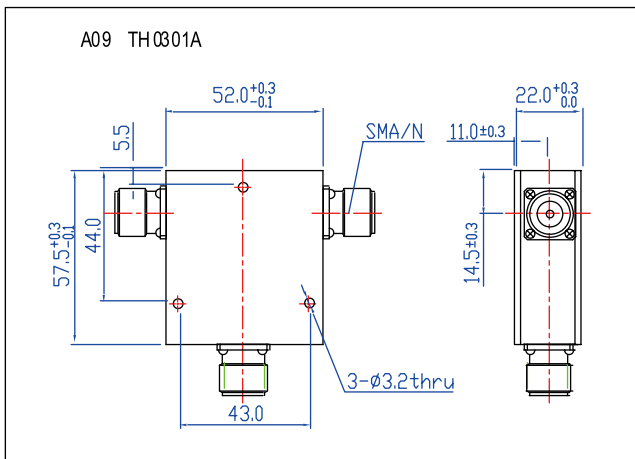
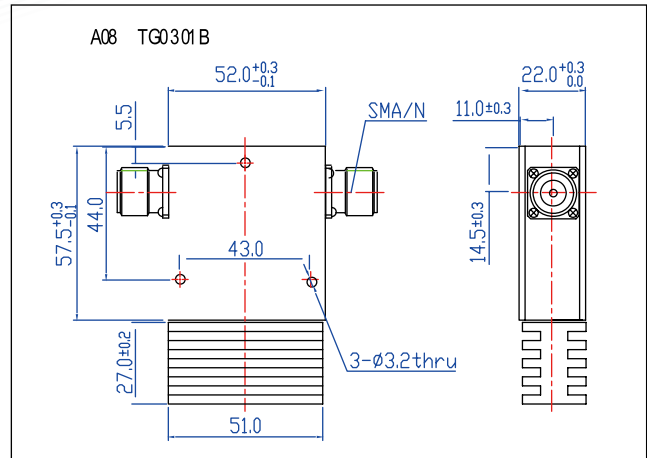
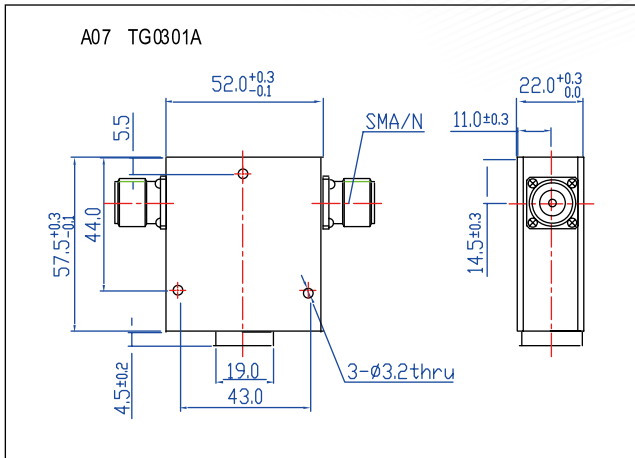
1/6

Outline Drawing	Part Number	Frequency Range (GHz)	Relative Bandwidth	Insertion Loss (dB Max)	Isolation (dB Min)	VSWR (Max)	Operating Temperature (°C)	Load Power (W)	Connector Type
A01	TG0101A	0.14-0.24	5%	0.6	18	1.3	0 ~ +60	10	SMA/N
A02	TG0101A-B	0.14-0.24	5%	0.6	18	1.3	0 ~ +60	100	SMA/N
A03	TH0101A	0.14-0.24	5%	0.6	18	1.3	0 ~ +60	/	SMA/N
A04	TG0101	0.20-0.30	10%	0.5	18	1.3	0 ~ +60	10	SMA/N
A05	TG0101B	0.20-0.30	10%	0.5	18	1.3	0 ~ +60	100	SMA/N
A06	TH0101	0.20-0.30	10%	0.5	18	1.3	0 ~ +60	/	SMA/N
A07	TG0301A	0.25-0.45	10%	0.4	20	1.25	-15 ~ +60	10	SMA/N
A08	TG0301B	0.25-0.45	10%	0.4	20	1.25	-15 ~ +60	100	SMA/N
A09	TH0301A	0.25-0.45	10%	0.4	20	1.25	-15 ~ +60	/	SMA/N
A10	TG0401A	0.4-0.6	10%	0.4	20	1.25	-15 ~ +60	10	SMA/N
A11	TG0401B	0.4-0.6	10%	0.4	20	1.25	-15 ~ +60	100	SMA/N
A12	TH0401A	0.4-0.6	10%	0.4	20	1.25	-15 ~ +60	/	SMA/N
A13	TG0701	0.5-1.0	10%	0.4	23	1.2	-30 ~ +70	10	SMA/N
A14	TG0701B	0.5-1.0	10%	0.4	23	1.2	-30 ~ +70	100	SMA/N
A15	TH0701	0.5-1.0	10%	0.4	23	1.2	-30 ~ +70	/	SMA/N
A16	TG101	0.8-1.4	10%	0.3	23	1.2	-40 ~ +85	10	SMA/N
A17	TG101B	0.8-1.4	10%	0.3	23	1.2	-40 ~ +85	100	SMA/N
A18	TH101	0.8-1.4	10%	0.3	23	1.2	-40 ~ +85	/	SMA/N
A19	TG101A	1.2-2.5	10%	0.3	23	1.2	-40 ~ +85	10	SMA/N
A20	TG101A-B	1.2-2.5	10%	0.3	23	1.2	-40 ~ +85	100	SMA/N
A21	TH101A	1.2-2.5	10%	0.3	23	1.2	-40 ~ +85	/	SMA/N
A22	TG201F	2.0-4.0	10%	0.4	23	1.2	-30 ~ +70	10	SMA
A23	TH201F	2.0-4.0	10%	0.4	23	1.2	-30 ~ +70	/	SMA
A24	TG401A	3.5-8.0	10%	0.4	23	1.2	-40 ~ +70	10	SMA
A25	TH401A	3.5-8.0	10%	0.4	23	1.2	-40 ~ +70	/	SMA
A26	TG801F8	7-20	10%	0.4	20	1.25	-40 ~ +70	5	SMA
A27	TH701A	7-20	10%	0.4	20	1.25	-40 ~ +70	/	SMA
A28	TG2001	18-24.5	10%	0.6	18	1.35	-40 ~ +70	2	SMAK
A29	TH2001	18-24.5	10%	0.6	18	1.35	-40 ~ +70	/	SMAK

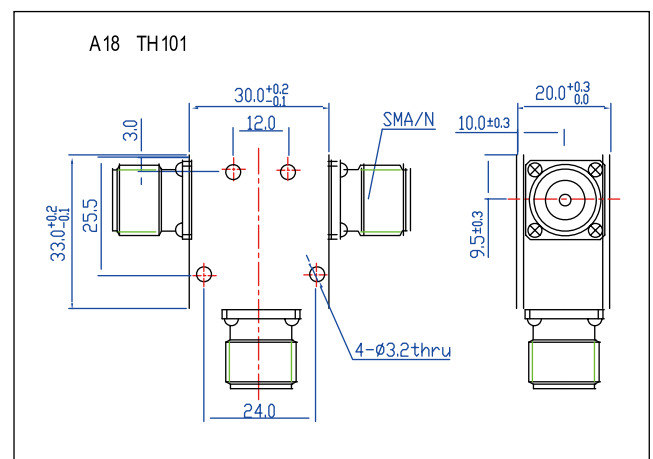
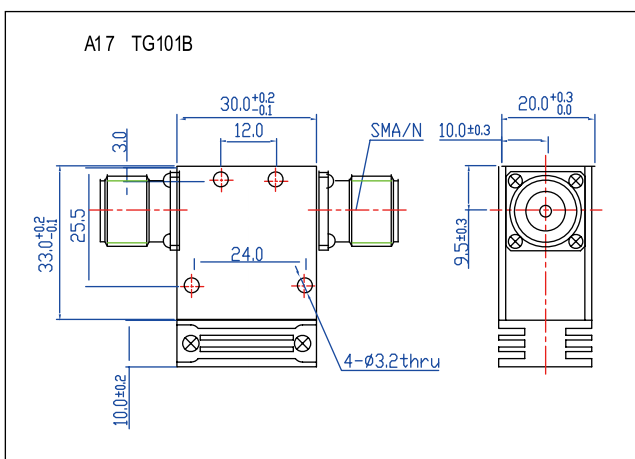
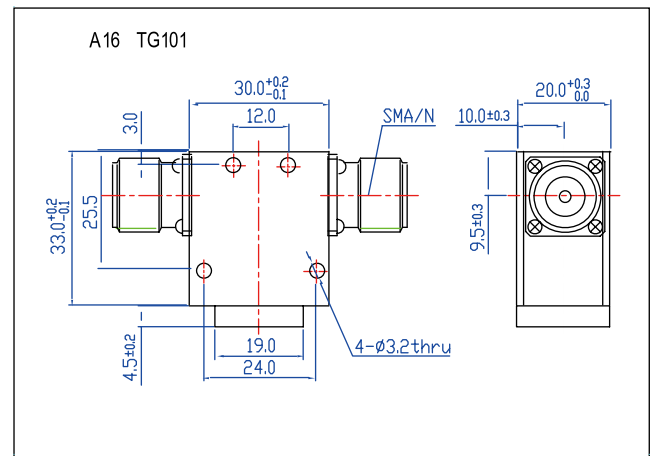
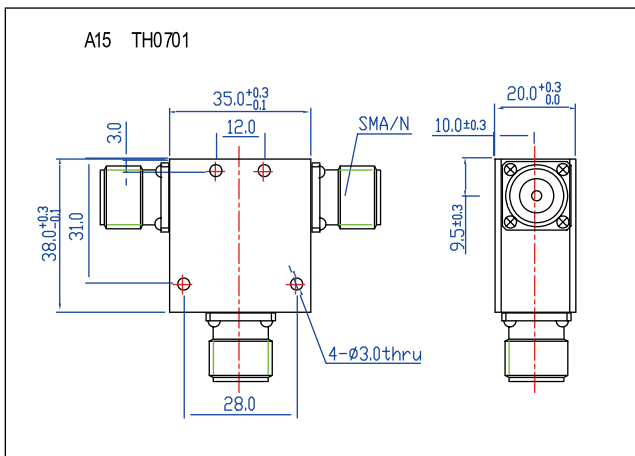
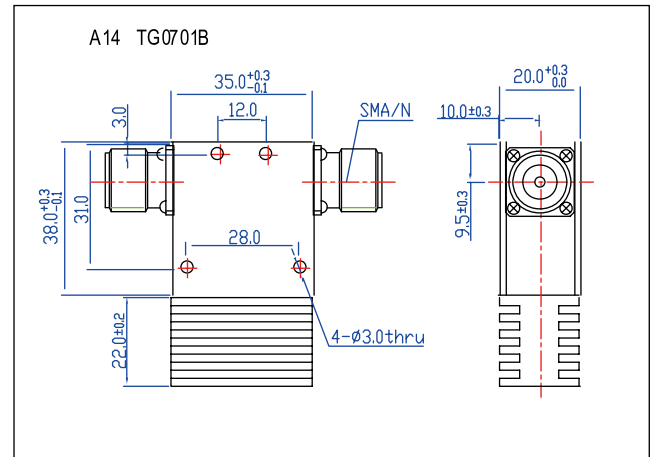
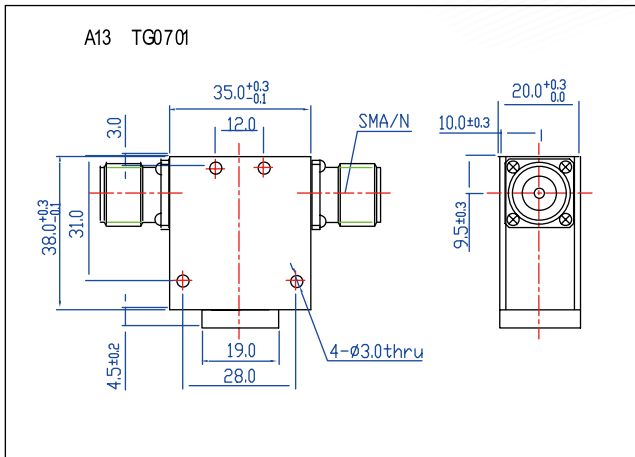
Note All the specifications above are at room temperature (25 °C±5 °C)



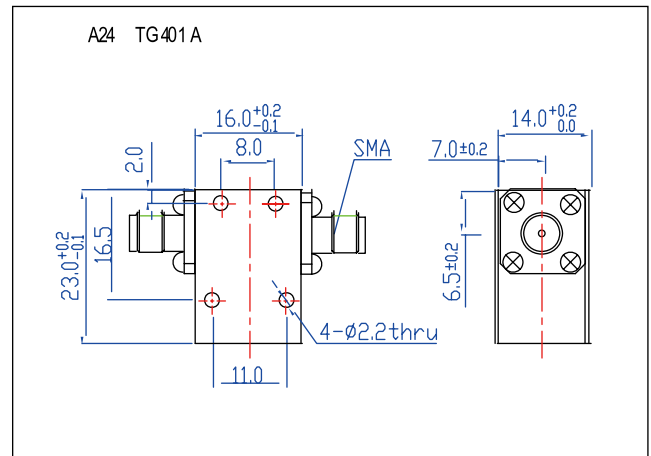
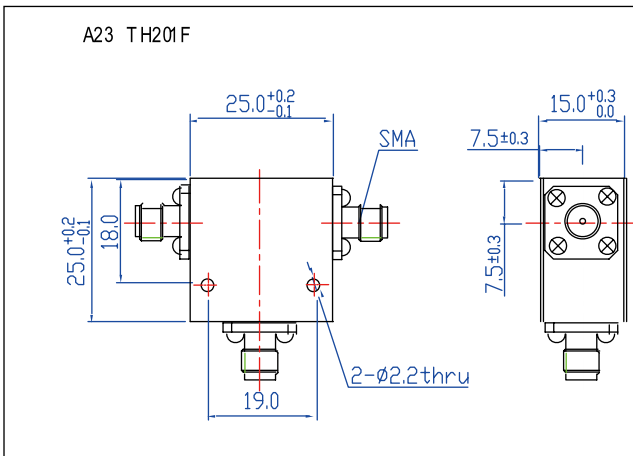
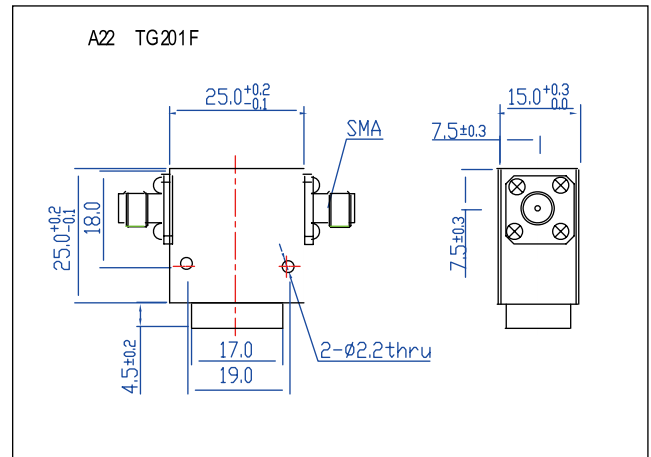
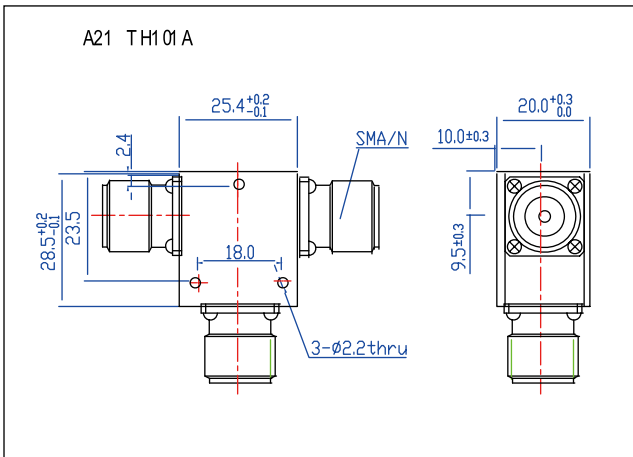
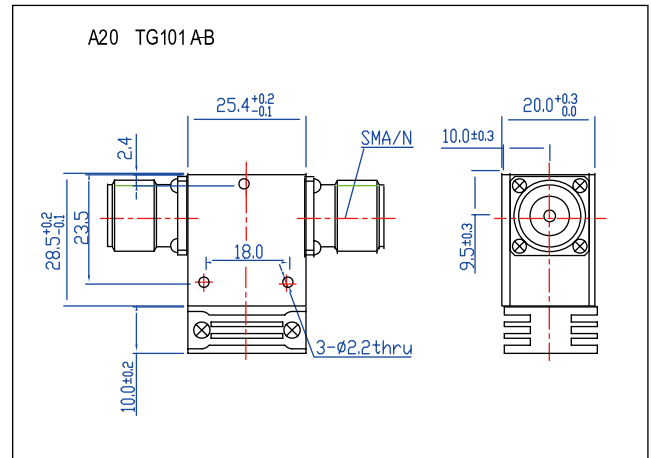
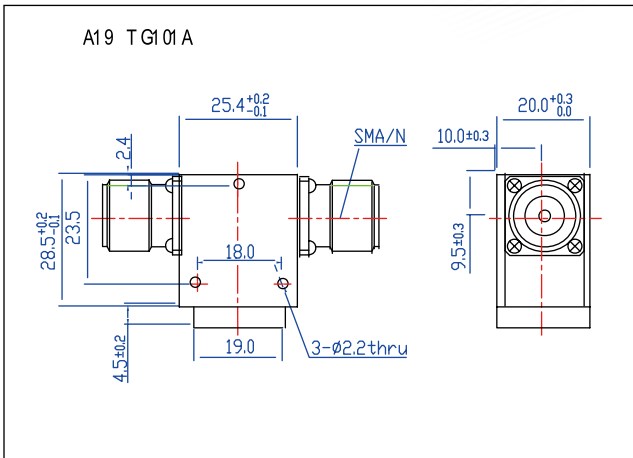
Note All dimensions are in mm



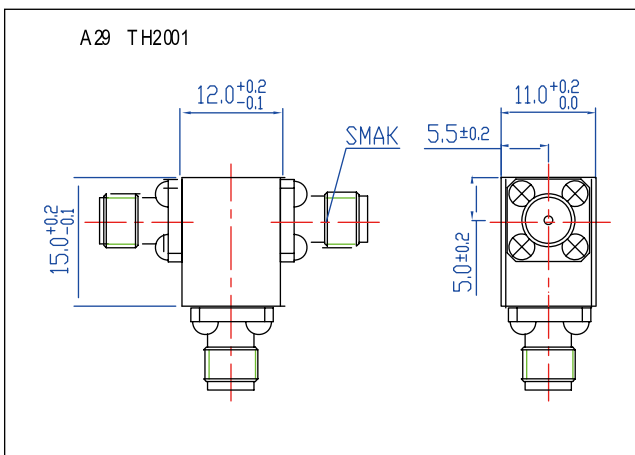
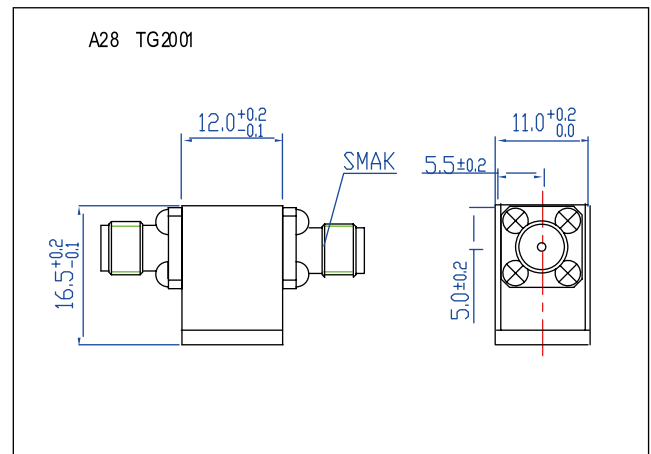
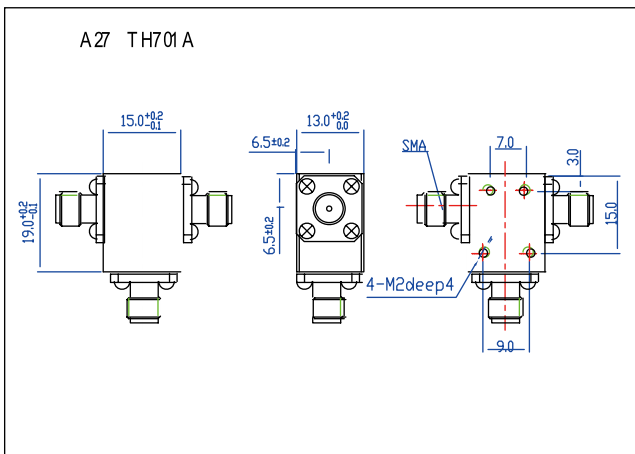
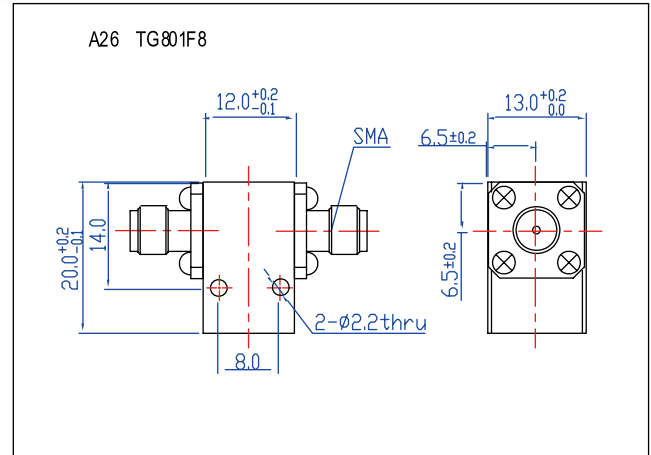
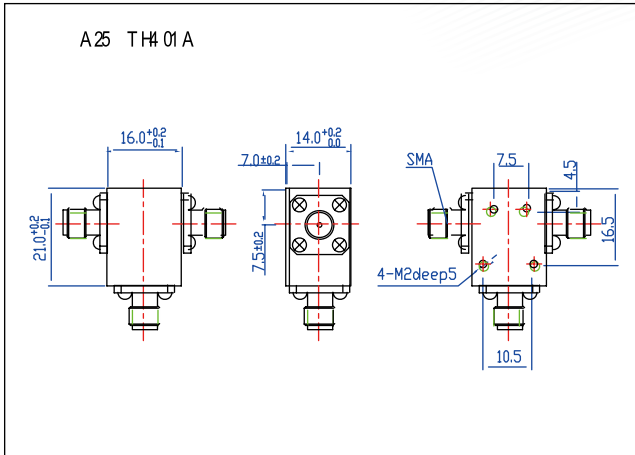
Note All dimensions are in mm



Note All dimensions are in mm



Note All dimensions are in mm



Note All dimensions are in mm