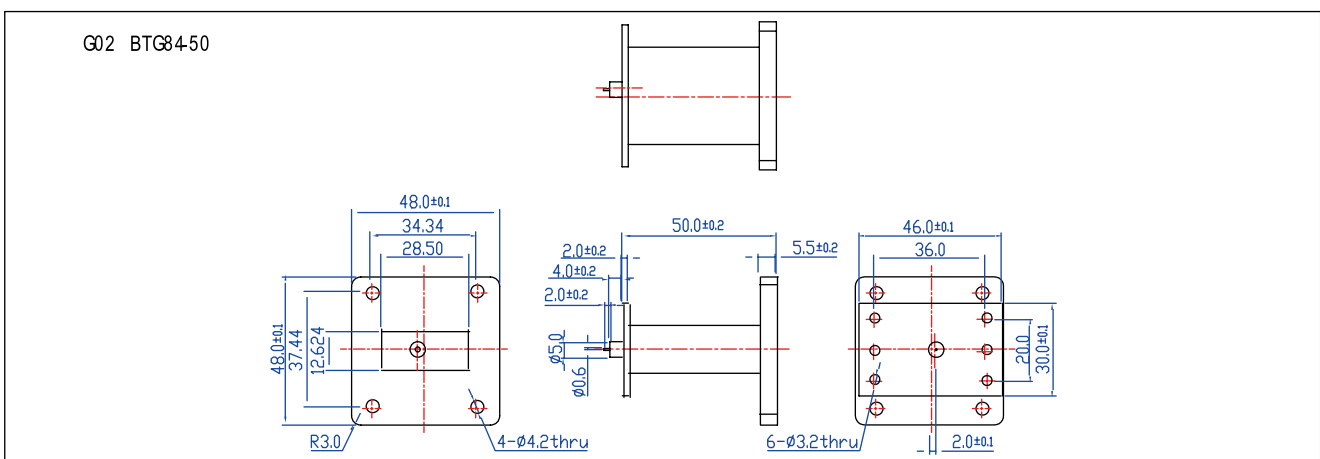
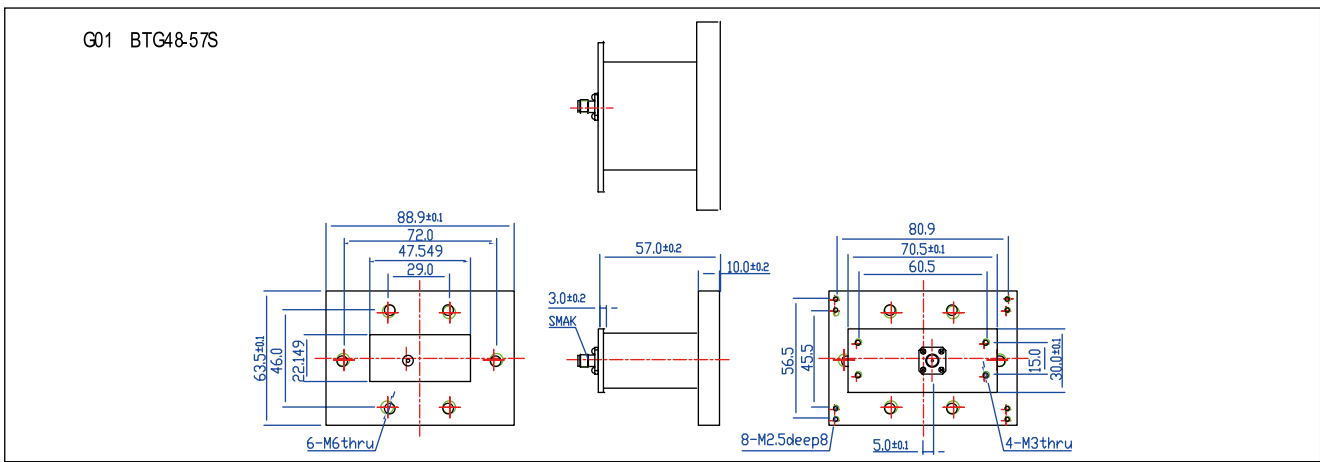




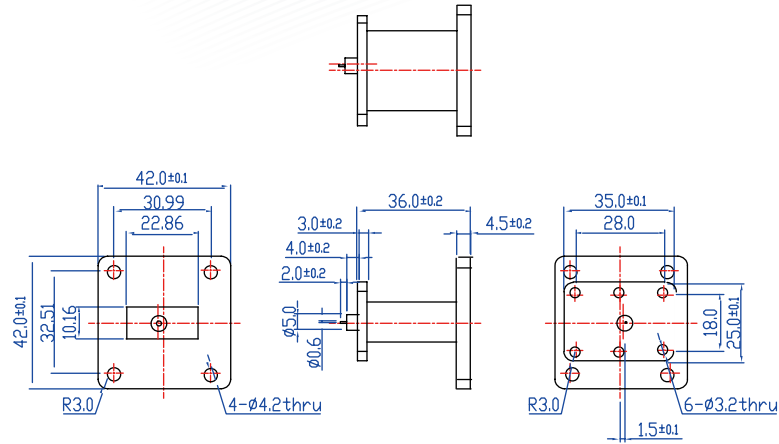
Waveguide-Coaxial Adapor Lsolator Series

Outline Drawing	Part Number	Frequency Range (GHz)	Relative Bandwidth (GHz)	Insertion Loss (dB Max)	Isolation (dB Min)	VSWR (Max)	Operating Temperature (°C)	Connector Type
G01	BTG48-57S	3.94-5.99	10%	0.5	20	1.25	-40 ~ +85	WR187
G02	BTG84-50	6.58-10.0	10%	0.5	20	1.20	-40 ~ +85	WR112
G03	BTG100-36	8.20-12.5	10%	0.5	20	1.20	-40 ~ +85	WR90
G04	BTG120-36	9.48-15.0	10%	0.5	20	1.20	-40 ~ +85	WR75
G05	BTG120-30.2	9.48-15.0	15%	0.4	20	1.20	-40 ~ +85	WR75
G06	BTG140-30	11.9-18.0	15%	0.4	20	1.20	-40 ~ +85	WR62

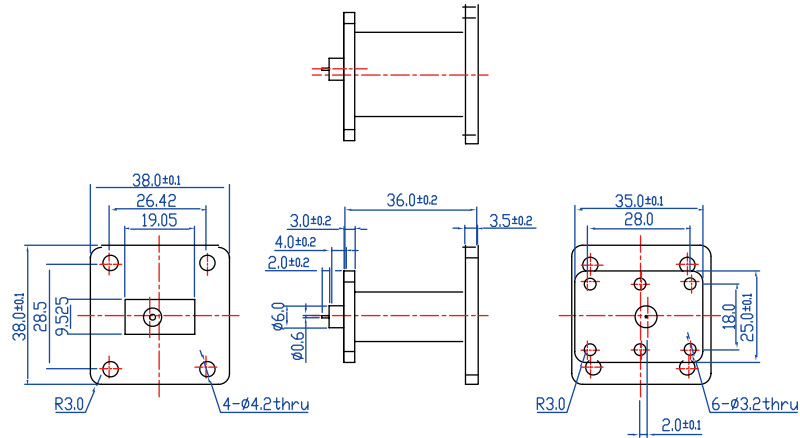


Note: All the specifications above are at room temperature (25°C ± 5°C)
Note: All dimensions are in mm

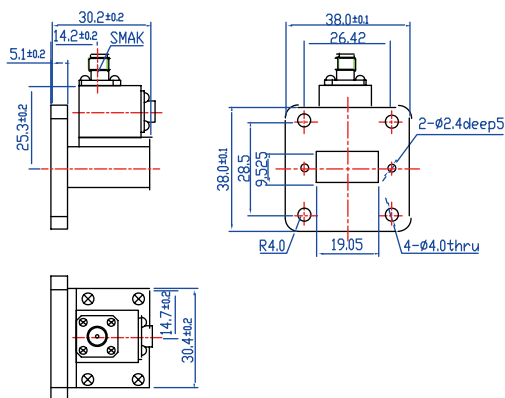
G03 BTG100-36



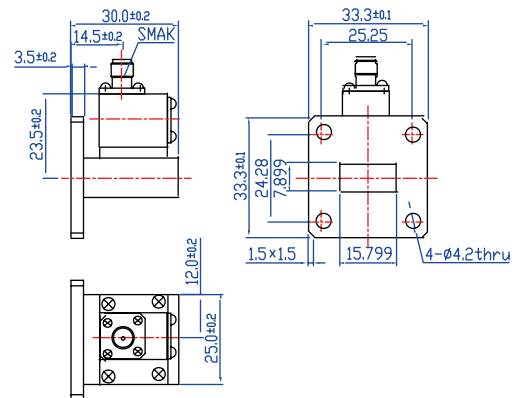
G04 BTG120-36



G05 BTG120-30.2



G06 BTG140-30



Note: All dimensions are in mm